


## UTM 100K T



### Key Features



High resolution sensor feedback with 1,00,000 (100K) counts for full scale.




Industrial grade 7" touch screen. Most reliable, vigorously tested advanced electronics.



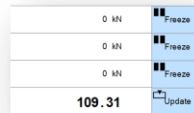
USB port for all types of data transfer

- Report export
- Reading export
- Certificate file export /import.

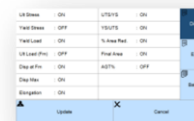


Real-time multiple graphs display in cycle mode

- Force vs Displacement.
- Force vs Extension.



Simplified digital calibration for pressure cell and extensometer. It includes maximum 5 calibration points to improve accuracy and repeatability with real parameter value.



Calculations at higher precision values. On the fly result display on screen. Graph tracing.



First time ever display of certificate report pages on screen.

- Main page
- Batch page



Superior stepper motor control with less jerks and fine stepping. Calibration support for stepper motor.

## Application

JANGS Technologies UTM 100K control panel is designed to interfere with Universal Testing machines precisely.

UTM 100K panel communicate with machine and offers different exhaustive applications with real time graph on screen to enable the user to effectively evaluated different parameters.

## Specifications

Description	UTM 100K T	UTM 100K TS (Stepper model)
Dimension	350 x 280 x 120	350 x 280 x 120
Resolution	1,00,000 (100K) counts for full scale	1,00,000 (100K) counts for full scale
USB Port	Version 2.0	Version 2.0
Touch screen	Grade : Industrial grade Size : 7 inch (Diagonal) Type : LCD with touch	Grade : Industrial grade Size : 7 inch (Diagonal) Type : LCD with touch
Test	Tensile, Compression	Tensile, Compression
Power consumption	230VAC, 1A, Single phase	230VAC, 1A, Single phase
Force sensor	2mV/V	2mV/V
Encoder	5V, 4000 PPR	5V, 4000 PPR
Extensometer	2mV/V	2mV/V
Power Input	230VAC, 1A	230VAC, 1A
Signal Output	24V	24V
Serial Port	Available	Available
Stepper connection	-	Micro stepping
Report	Test report Standard with Force vs. Displ Graph, Batch Report with statistical analysis	Test report Standard with Force vs. Displ Graph, Batch Report with statistical analysis

## Installation

- Due to constant R&D, specification and features are subject to change without prior notice.
- The dimensions given above are approximate.

### JANGS Technologies

Plot No. 53-54, G. No. 1014, Near Sugar factory, Kabnoor, Ichalkaranji 416 115.

Tal: Hatkanangale, Dist.: Kolhapur, Maharashtra state, India.

Tel: +91 9822942068 Email: [njpadte@gmail.com](mailto:njpadte@gmail.com).

Web: [www.jangs.co.in](http://www.jangs.co.in)